

VERSION 1.0



SAGIWALL TECHNICAL DATA SHEET

SAGIPER NORTH AMERICA INC.
13179 156 STREET NW
EDMONTON, AB, CANADA T5V1V2

SAGIWALL

WHAT IS SAGIWALL?

Combining virgin, heavy gauge, corrugated PVC with a high quality PVC coating, especially designed for exterior use, SAGIWALL is the ideal option for cladding your exterior walls with a wide variety of finishes.

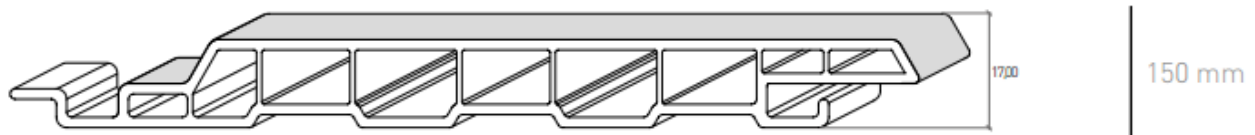
SAGIWALL comes in 38 different finishes. Fifteen (15) different “exterior” finishes that provide a slightly textured natural wood look, thirteen (13) metallic finishes providing solid and wood grain finishes with a metallic sheen and ten (10) RAL finishes that provide an array of solid colors emulating most standard North American color pallets.

SAGIWALL PROFILES AND ACCESSORIES

PROFILE

SAGIWALL comes in one standard 6” Channeled tongue and groove profile. All panels come in standard 12 and 19 ft lengths.

Note: Panels can be customized to any required length.

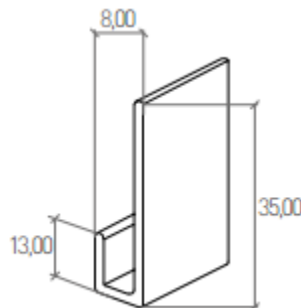


ACCESSORIES

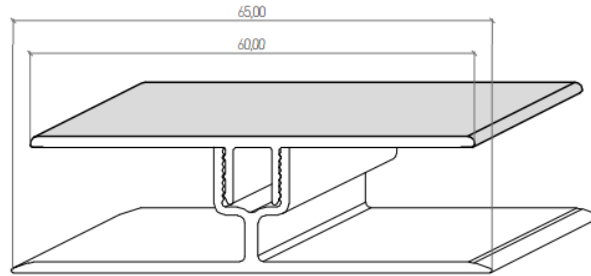
SAGIWALL accessories come in extruded aluminum and are a two piece clip system. There is a female base and a male end vinyl coated finishing cap. The accessories are used to complete the installation for outside/inside corners, window and door trims. The standard length for all accessories is 12 and 19 ft.

Note: All measurements shown are in mm.

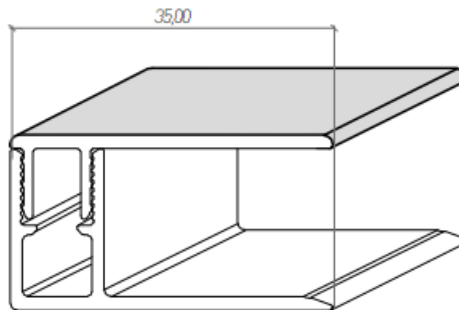
1. Aluminum Starter Strip



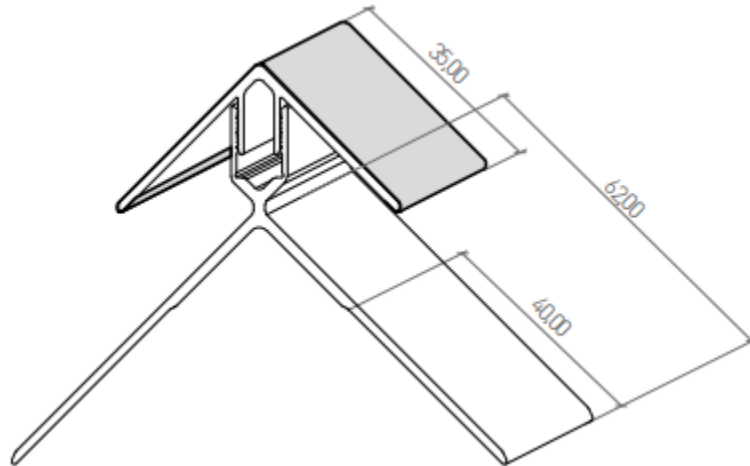
2. Aluminum H-Mold



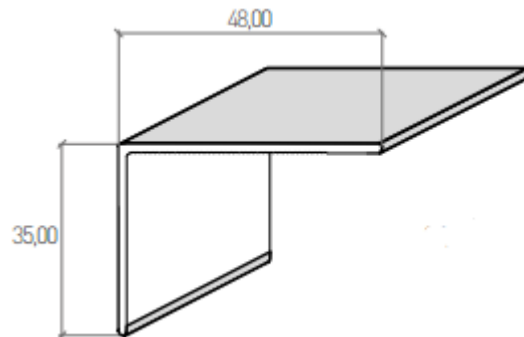
3. Aluminum J-Mold



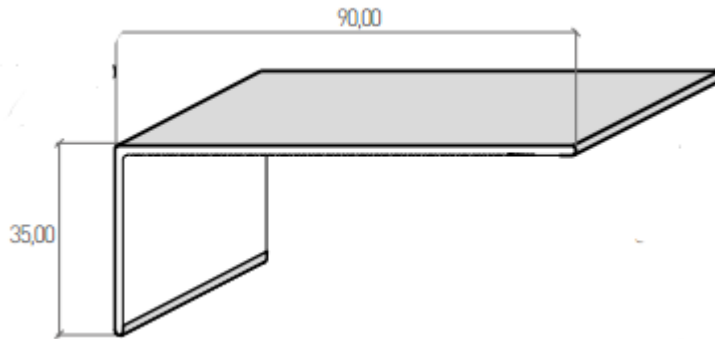
4. Aluminum Outside Corner



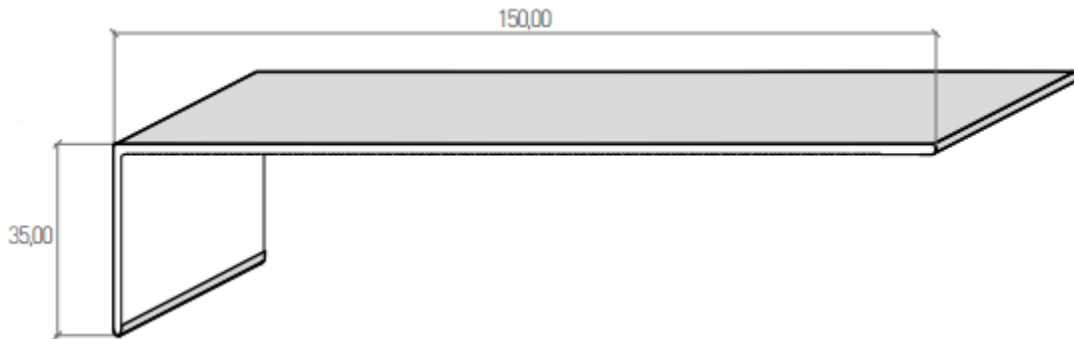
5. Aluminum Corner 35 x 48 mm



6. Aluminum Corner 35 x 90 mm



7. Aluminum Corner 35 x 150 mm



SAGIWALL FINISHES

SAGIWALL comes in 38 different finishes. Fifteen (15) different “exterior” finishes that provide a slightly textured natural wood look, thirteen (13) metallic finishes providing solid and wood grain finishes with a metallic sheen and ten (10) RAL finishes that provide an array of solid colors emulating most standard North American color pallets.

Exterior Finishes:

REF 1: Blonde Oak	REF 2: Port Redwood	REF 3: Chocolate Blackwood
REF 4: Espresso Blackwood	REF 5: White Oak	REF 6: Hazel Oak
REF 7: Brazilian Redwood	REF 8: Caramel Cedar	REF 9: Caramel Zebra wood
REF 10: Cherry Zebra wood	REF 11: Pine Zebra wood	REF 12: Titanium Coalwood
REF 13: Light Maple	REF 14: Walnut Blackwood	REF 50: Absolute Silver

Metallic Finishes:

REF 60: Absolute White	REF 70	REF 71
REF 72	REF 73	REF 74
REF 75	REF 76	REF 77
REF 78	REF 79: Knotty Maple	REF 80: Mocha Redwood

RAL Finishes:

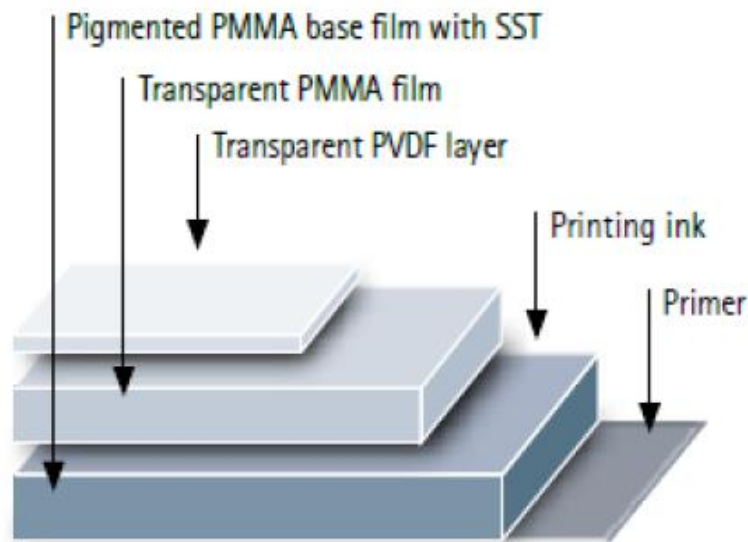
RAL 9010	RAL 9001	RAL 7035	RAL 7001	RAL 7016	RAL 3011
	RAL 3005	RAL 6005	RAL 6009	RAL 5011	

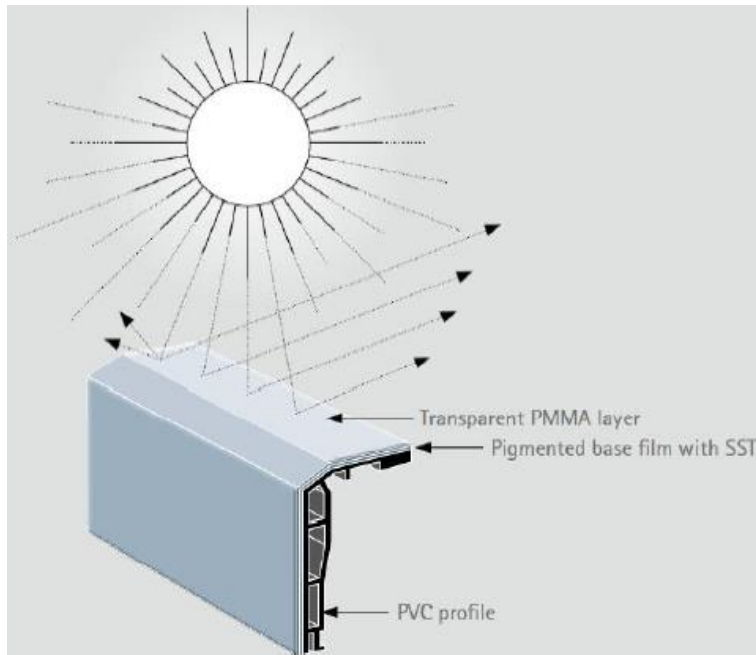
SAGIWALL BENEFITS AND UV PROTECTION

SAGIWALL has the following benefits:

- Maintenance Free.
- Highly durable exterior vinyl film repels dirt and is easy to clean. Even graffiti is easily removed.
- Fire Rating – CAN/UL S134 Exterior Wall System Assembly tested and passed.
- Impact strength resistance of 156 lbs per square inch. Ideal in areas impacted by frequent and strong hail storms.
- Water absorption 0.04%. Perfect for high humidity areas and ideal near the coastline where sea-spray is often the culprit of corrosion to exterior metals and woods.
- Impenetrable to insects.
- Easy installation – tongue and groove.
- Reflecting more than 97% UV radiation from penetrating the PVC core increasing its longevity.
- Exterior vinyl color will never fade, only the sheen look will slightly dull over the years.

One of the key benefits to our SAGIWALL product line is our exterior vinyl. This vinyl offers Solar Shield Technology (SST) which helps provide protection from excessive temperature increases. It acts as a protective shield for the entire component. Pigments in the colored base film reflect infrared radiation, thereby substantially reducing the build-up of heat in the profile. SST slows down the ageing process and prolongs the life of the PVC core. The layer is made of polymethylmethacrylate (PMMA), able to withstand the vigorous Canadian climate changes and able to reflect more than 97 percent of UV radiation.





SAGIWALL TECHNICAL INFORMATION

<u>Weight</u>	7.9 kg/m ²
<u>Density</u>	1.58 g/cm ³ EN ISO 1183
<u>Tensile Strength</u>	Min 300 kg/cm ² EN ISO 527
<u>Elongation at Tear</u>	Min 70% EN ISO 527
<u>Bending Stress</u>	92 N/mm ² EN ISO 527
<u>Linear Expansion Coefficient</u>	0.08 mm/m x kg DIN 53612
<u>Thermal Conductivity</u>	0.15 W/m x K DIN 53612
<u>Elasticity Module</u>	2.5 GPa EN ISO 527
<u>Water Absorption</u>	0.04% DIN 53495
<u>Fire Rating</u>	Class A Fire Rated – Less than 25 flame spread. PASSED CAN/UL S134 Exterior Wall System Assembly
<u>IZOD Impact Strength</u>	11 kg.cm/cm ² EN ISO 180

SAGIWALL INSTALLATION

SAGIWALL can be installed as exterior siding either horizontally or vertically directly onto house wrap. Where building code requires rain screen SAGIWALL can be installed horizontally onto wood strapping or aluminum furring channel and vertically it does not require any strapping due to its hollow channeled core which acts as its own natural rain screen. As a vertical application, no starter strip is required. J

Molds are used to along the base however these base trims must be predrilled for proper water drainage.

Much like your conventional siding it utilizes your aluminum starter strip to begin installation for horizontal applications. All base trims are fastened to substrates, J Molds around windows and doors and H Molds at seams and outside corners where applicable. First panel is interlocked into the starter strip and fastened to the substrate through predrilled holes every 16 inches. Next panel interlocks into the first panel and fastened to the substrate. This process is repeated until wall is assembled. Once complete all J Molds, H Molds, and Outside Corner Molds are then hammered into the base trims with a rubber mallet to complete the wall assembly.

If the exterior wall is longer than 19 ft an H Mold is recommended to ensure the continuous look. Butt joints are not recommended during installation.

As a vertical application, no starter strip is required. J Molds are used to along the base however these base trims must be predrilled for proper water drainage.

Note: See SAGIWALL installation guide for exact instructions.

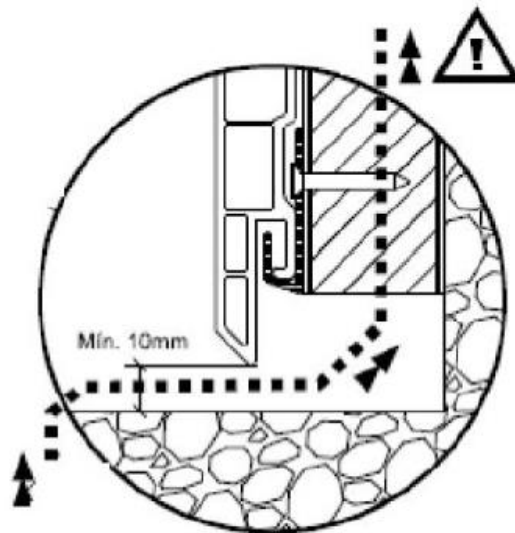


Figure 2 – Fixing of 1st board

SAGIWALL VINYL PATTERN REPEAT

The SAGIWALL vinyl pattern repeats every 4 feet or 48 inches across a 1 meter wide sheet. This means that the repetition patterns at times will not appear in the same section on the surface depending on the production run giving the panel's significant variation. To maximize grain variation it is recommended to mix bundles during the installation.

SAGIWALL CARE AND REPAIR

SAGIWALL Maintenance is very simple, needing only a sponge or damp cloth to clean. Soap or some type of non-abrasive cleaning product may also be used to remove dirt or grime. In areas where cuts in the aluminum are made El mitre cuts or joint, the application of a sealant is recommended to prevent possible oxidation in that area.

When a physical damage occurs the entire SAGIWALL panel must be replaced. All finishing trims must be removed and all individual planks must be taken until the damaged panel is reached. Once damaged panel is removed replace with a new one and reinstall existing panels with new trims.

Repair pens are available to touch up minor scratches and abrasions.

SAGIWALL WARRANTY

For all products purchased or delivered hereunder, Sagiper North America Inc., warrants they are free from defects of workmanship and/or material caused by accidental breakage due to maintenance, abusive use, natural or unnatural forces. The manufacturer, Sagiper Lda., will, however, warranty any material discoloration, warping and or vinyl peeling for a period of time from the date of purchase as noted hereafter:

- SAGIWALL Interior Application PVC Panels – **Lifetime**
- SAGIWALL Exterior Application PVC – **15 years** unless otherwise noted.
 - Vinyl peeling, fading and/or discoloring.
 - PVC core warping, and/or splitting.